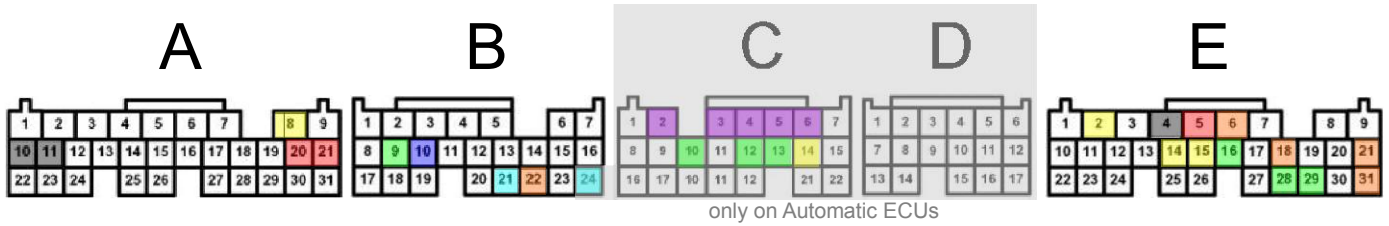
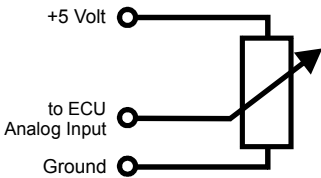


ECU Connector

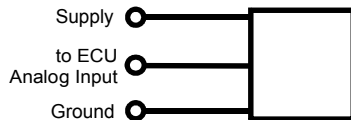


- Analog Input (0 - 5 Volt)
- Digital Input switched to Ground
- Digital Input switched to +12 Volts
- Digital Output Low Side Driver
- Digital Output High Side Driver
- PWM Output
- +5 Volt Supply
- Signal Ground

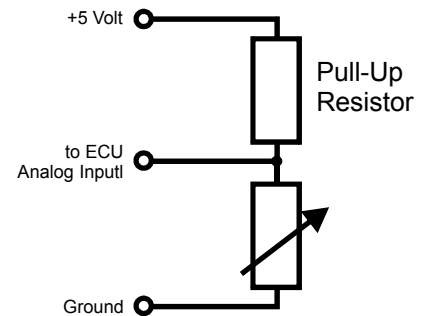
Analog Input (0 - 5 Volt)



Potentiometer

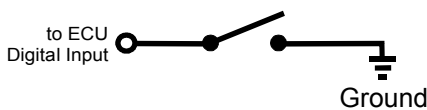


Sensor or Device (i.e. Wideband) with 0 - 5 Volt output

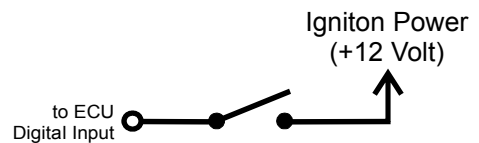


Variable Resistor need a Pull-Up Resistor to convert Resistance to Voltage.

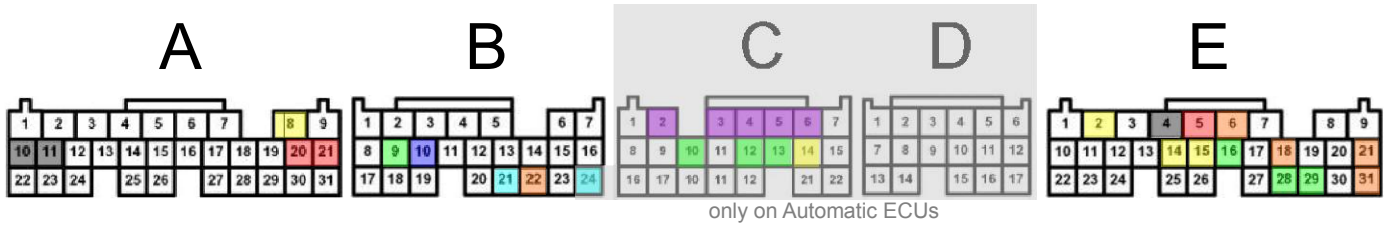
Digital Input switched to Ground



Digital Input switched to +12 Volts

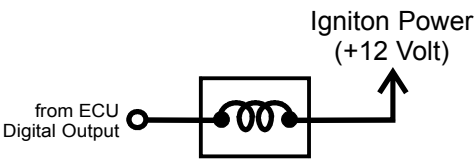


ECU Connector

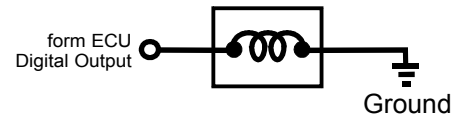


- Analog Input (0 - 5 Volt)
- Digital Input switched to Ground
- Digital Input switched to +12 Volts
- Digital Output Low Side Driver
- Digital Output High Side Driver
- PWM Output
- +5 Volt Supply
- Signal Ground

Digital Output Low Side Driver



Digital Output High Side Driver



Never connect direct a Nitrous other High Load Device directly to the ECU.

PWM Output

